


SELECT SERIES 12™



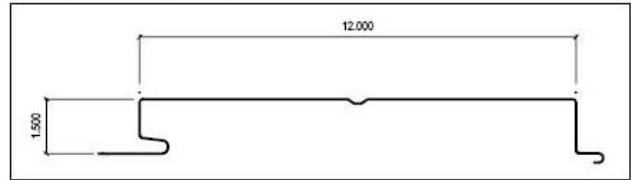
ARCHITECTURAL- COMMERCIAL SIDING

Effective September 2007

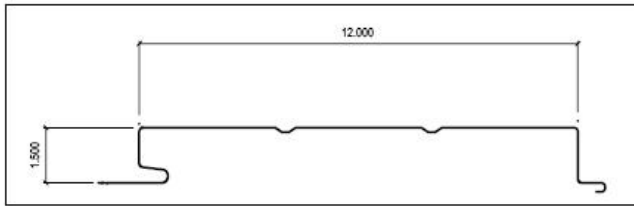
SELECT SERIES 12



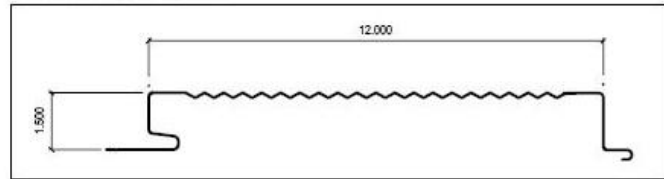
SELECT SERIES 12-R1



SELECT SERIES 12-R2 (recommended standard)



SELECT SERIES 12W



MATERIAL AND THICKNESS	WT./SQ. PLAIN	WT./SQ. PAINTED	METAL SPECIFICATION	FINISH
GALVANIZED STEEL 24 ga. 22 ga. 20 ga.	175.2 lb. 213.1 lb. 251.0 lb.	177.2 lb. 215.1 lb. 253.0 lb.	Grade 50 (50 ksi yield strength) structural steel with G90 coating, both conforming to ASTM A 653	plain: regular spangle paint: two-coat 70% Kynar® 500/ Hylar® 5000; siliconized polyester; vinyl plastisol; 0.5 mil two-coat polyester backer
ALUMINUM-ZINC ALLOY COATED STEEL 24 ga. 22 ga. 20 ga.	169.5 lb. 207.6 lb. 245.6 lb.	171.5 lb. 209.6 lb. 247.6 lb.	Grade 50 (50 ksi yield strength) structural steel with AZ50 coating, both conforming to ASTM A 792	plain: regular spangle paint: two-coat 70% Kynar® 500/ Hylar® 5000; siliconized polyester; vinyl plastisol; 0.5 mil two-coat polyester backer
ALUMINUM .032" .040"	68.4 lb. 86.6 lb.	70.0 lb. 87.1 lb.	3004-H36 or equivalent (28 ksi yield strength) aluminum alloy conforming to ASTM B 209	plain: mill finish paint: two-coat 70% Kynar® 500/ Hylar® 5000; siliconized polyester; vinyl plastisol; 0.5 mil two-coat polyester backer

POSITIVE GRAVITY LOAD TABLE (STEEL) (psf)

ga.	spans	4'-0"	5'-0"	6'-0"	7'-0"	8'-0"	9'-0"	10'-0"
24	1	131	84	58	43	33	26	21
	2	94	60	42	31	23	NR	NR
	3	117	75	52	38	29	23	NR
22	1	162	104	72	53	41	32	26
	2	124	79	55	40	31	24	NR
	3	155	99	69	51	49	31	25
20	1	192	123	85	63	48	38	31
	2	151	97	67	49	38	30	24
	3	189	121	84	62	47	37	30

POSITIVE GRAVITY LOAD TABLE (ALUM.) (psf)

thk.	spans	4'-0"	5'-0"	6'-0"	7'-0"	8'-0"	9'-0"	10'-0"
.032"	1	140	90	62	46	35	28	22
	2	90	58	40	29	22	NR	NR
	3	112	72	50	37	28	2	NR
.040"	1	217	139	115	71	54	43	35
	2	136	87	72	45	34	27	22
	3	171	107	90	56	43	34	27

NOTES:

1. The allowable loads are based on 1986 AISI and 1986 Aluminum Association specifications.
2. The allowable loads are based on stress only.
3. SELECT SERIES 12 panels are to be used for siding only.
4. The SELECT SERIES 12 panels should be used vertically only.

Jackson, GA (800) 884-4484
 Grapevine, TX (800) 477-9066
 Salem, OR (800) 477-8028
 Headquarters - Lancaster, PA (800) 477-2741

SELECT SERIES 12™ SPECIFICATIONS

1.01 SUMMARY

- A. Section includes: all material, labor, and equipment to complete installation of SELECT SERIES 12 siding as shown on the drawings and herein specified. Include all copings, gutters, and flashings contiguous with the panels.
- B. Related Sections
 1. Metal decking
 2. Rough carpentry, plywood, and underlayment
 3. Insulation
 4. Membrane roofing
 5. Flashing and sheet metal
 6. Joint sealers: sealants and caulk
 7. Structural framing.

1.02 REFERENCES

- A. American Society for Testing and Materials (ASTM)
 1. ASTM A 653: Steel Sheet, Zinc-Coated by the Hot Dip Process
 2. ASTM A 792: Steel Sheet, Aluminum-Zinc Alloy Coated by the Hot Dip Process.
 3. ASTM B 209: Aluminum and Aluminum Alloy Sheet and Plate.
- B. Sheet Metal and Air Condition Contractors National Association, Inc. (SMACNA)
 1. SMACNA Architectural Sheet Metal Manual, 1993 Edition.
- C. American Iron and Steel Institute (AISI)
 1. AISI Cold Formed Steel Design Manual
- D. Aluminum Association
 1. Aluminum Design Manual
- E. Metal Construction Association (MCA)
 1. Preformed Metal Wall Guidelines
- F. Code references
 1. ASCE, Minimum Loads for Buildings and Other Structures
 2. BOCA National Building Code
 3. UBC Uniform Building Code
 4. SBC Standard Building Code

1.03 SYSTEM DESCRIPTION

- A. Performance Requirements: Provide factory formed, pre-finished, concealed fastener panel that is capable of withstanding the applicable wind loads for the fastener and structural spacing used.
- B. Structural Requirements: Engineer panels for structural properties in accordance with latest edition of American Iron and Steel Institute's *Cold Formed Steel Design Manual* using "effective width" concept and Aluminum Association's *Aluminum Design Manual*.

1.04 SUBMITTALS

- A. Product Data: submit manufacturer's specifications, standard profile sheet, product data brochure and finish warranty.
- B. Shop Drawings: shop drawings showing wall elevations with layout of panels, screws, and sections of each flashing/trim condition shall be submitted for approval prior to fabrication. Drawings shall contain material type, metal thickness and finish. Drawings shall distinguish between factory and field fabrication.
- C. Samples:
 1. Submit sample 12" long x full width panel, showing proposed metal gauge, panel profile and specified finish.
 2. Submit manufacturers standard colors for Architect's selection.
- D. Certification: Submit manufacturer's certification that materials and finishes meet specification requirements.

1.05 QUALITY ASSURANCE

- A. Panel manufacturer shall have a minimum of ten (10) years of experience in manufacturing architectural wall in a permanent stationary indoor facility.
- B. Panel installer shall have a minimum of 5 years experience in installation of metal siding of similar size and scope.

1.06 DELIVERY, STORAGE, and HANDLING

- A. Panels and flashings shall be protected and properly packaged to protect against transportation damage in transit to the jobsite.
- B. Upon delivery, exercise care in unloading, stacking, moving, storing, and erecting panels and flashings to prevent twisting, bending, scratching, or denting.
- C. Store panels and flashings in a safe, dry environment under a waterproof covering to prevent water damage. Allow for adequate ventilation to prevent condensation. Panels and flashings with strippable film shall not be stored in direct sunlight.
- D. Upon exposure to direct sunlight, immediately remove strippable film from panels and flashings. Protect panels and flashings from foot traffic and from all other trades.

1.07 PROJECT CONDITIONS

- A. Field dimensions shall be taken prior to fabrication to verify jobsite conditions.
- B. The SELECT SERIES 12 panels will be installed as wall, fascia, and/or soffit only.
- C. Maximum panel length is 45' (contact factory for longer lengths). Swaging of panel ends is required to endlap panels (contact factory for details).

1.08 WARRANTIES

- A. Panel manufacturer shall provide a twenty (20) year warranty on the paint finish covering chalking, cracking, checking, chipping, blistering, peeling, flaking, and fading.
- B. Applicator shall furnish written warranty for a two (2) year period from date of substantial completion of building covering repairs required to maintain wall and flashings in watertight conditions.

2.01 PRODUCT DESCRIPTION

- A. SELECT SERIES 12, concealed fastener panel as manufactured by Fabral, 3449 Hempland Road, Lancaster, PA 17601, ph.: 717-397-2741; fax: 717-397-1040.
- B. The SELECT SERIES 12 panels shall have one 12" wide raised rib for a total coverage of 12" per panel. The 12" rib shall have a depth of 1-7/16". There shall be two small stiffening beads centered in the rib. The panels shall have an interlocking sidelap feature which hides the fasteners.
- C. Panels shall be attached to the substrate with concealed fasteners.
- D. Inside closures will be supplied and used as recommended in Fabral's details. Outside closures are not required because the exterior of the panel is flat.

2.02 PRODUCT SUBSTITUTIONS

- A. Requests to use alternate systems shall be submitted in writing to the project designer at least ten (10) days prior to bid date. Request shall demonstrate proposed substitution meets or exceeds specified performance requirements. Certified statements, samples and descriptive data shall be included in this submittal request.
- B. Manufacturers listed in this section are prequalified manufacturers. Substitution of manufacturer's products for those specified shall not be allowed at anytime during construction.

2.03 MATERIALS AND FINISHES

- A. Panel materials
 1. 24, 22, or 20 gauge, Grade 50 (50 ksi yield strength) structural steel with G90 (0.90 oz./ft.²) hot dipped galvanized coating, both conforming to ASTM A 653.
 2. 24, 22, or 20 gauge, Grade 50 (50 ksi yield strength) structural steel with AZ50 (0.50 oz./ft.²) aluminum-zinc alloy coating, both conforming to ASTM A 792.

3. 0.032 or 0.040", 3004-H36 or equivalent (28 ksi yield strength) aluminum alloy conforming to ASTM B 209.
- B. Texture: panels shall be smooth.
- C. Finish: Refer to manufacturer's standard color card to determine appropriate finish and color. All panels shall receive a factory-applied (silicized polyester) (Kynar® 500/Hylar® 5000*) (vinyl plastisol) conforming to the following:
 1. Metal preparation: all metal shall have the surfaces carefully prepared for painting on a continuous process coil coating line by alkali cleaning, hot water rinsing, application of chemical conversion coating, cold water rinsing, sealing with an acid rinse, and thorough drying.
 2. Prime coating: a base coat of epoxy paint, specifically formulated to interact with the top-coat, shall be applied to the prepared surfaces by roll coating to a dry film thickness of 0.20 ± 0.05 mils. This prime coat shall be oven cured prior to application of finish coat.
 3. Exterior coating: a finish coating (see above) shall be applied over the primer by roll coating to a dry film thickness of 0.80 ± 0.05 mils (3.80 ± 0.05 mils for vinyl plastisol) for a total dry film thickness of 1.00 ± 0.10 mils (4.00 ± 0.10 mils for vinyl plastisol). This finish coating shall be oven-cured.
 4. Interior coating: a washcoat shall be applied on the reverse side over the primer by roll coating to a dry film thickness of 0.30 ± 0.05 mils for a total dry film thickness of 0.50 ± 0.10 mils. The washcoat shall be oven-cured.
 5. Color: the color of the exterior finish shall be _____ as chosen from the manufacturer's standard color chart.
 6. Physical properties: the coating shall conform to the manufacturer's standard performance criteria as listed by certified test reports for fade, chalk, abrasion, humidity, adhesion, pollution resistance, and others as required and standard within the industry.

2.04 ACCESSORIES

- A. Screws
 1. All screws shall be aluminum, plated steel, or stainless steel. They shall have a combination steel and EPDM washer when exposed.
 2. Screws for panel to girt shall be of the type and size _____ and of sufficient length to penetrate the supporting member by 1".
 3. Screws for flashings and sidelaps shall be #14 HHA x ¾" sheet metal stitch screws. All accessories, flashings, and sidelaps shall be fastened 12" o.c.
- B. Flashings shall be shop-fabricated from material that is the same thickness and finish as the SELECT SERIES 12 panels to which they are attached. Where practicable, flashings shall be furnished in maximum 10' lengths. Exposed flashings shall be lapped 6".
- C. Closures shall be pre-molded polyethylene to match the profile of the SELECT SERIES 12 panel and shall be in lengths as supplied by the panel manufacturer.
- D. Caulking shall be a polyurethane where it is exposed and there is no thermal movement. All caulking or sealing shall be done in a neat manner with excess caulking or sealant removed from exposed surfaces.
- E. Caulking shall be non-skinning, non-hardening gun grade butyl sealant or butyl sealant tape with a minimum thickness of ¼" where it is concealed and where thermal movement must be accommodated. All caulking or sealing shall be done in a neat manner with excess caulking or sealant removed from exposed surfaces.

2.05 RELATED MATERIALS

- A. Refer to other sections listed in Related Sections paragraph for related materials.

2.06 FABRICATION

- A. End laps will be allowed but only with swaging panel ends. Contact factory for details.
- B. Panels shall be roll formed on a stationary industrial type rolling mill to gradually shape the sheet metal. Portable rollformers, rented or owned by the installer, are not acceptable.
- C. Fabricate flashings from the same material as the wall system.

2.07 SOURCE QUALITY

- A. Source Quality: obtain metal panels and accessories from a single manufacturer.
- B. Fabrication tolerances
 1. Rib height: 1 7/16" ± ¼".
 2. Panel shearing length: ± ¼" maximum.
 3. Follow tolerances in MCA's Preformed Metal Wall Guidelines.
- C. Tests and inspections
- D. Verification of performance

3.01 MANUFACTURER'S INSTRUCTIONS

- A. Compliance: Comply with manufacturer's product data, including product technical bulletins, product catalog installation instructions, and product cartons for installation.

3.02 EXAMINATION

- A. Installer shall:
 1. Inspect girts to verify that they comply with shop drawing layout and are smooth, even, sound, and free of depressions.
 2. Report variations and potential problems in writing to the architect.

3.03 INSTALLATION

- A. Conform to the standard set forth in the SMACNA architectural sheet metal manuals and the approved shop drawings detailed for the project.
- B. Install panels plumb, level, and straight with the ribs parallel, conforming to the design as indicated.
- C. Install panel system so it is watertight, without waves, warps, buckles or distortions.
- D. When installed as wall or fascia, panels shall be applied vertically.
- E. Abrasive devices shall not be used to cut on or near wall panel system.
- F. Apply sealant tape or caulking as necessary at flashing and panel joints to prevent water penetration.
- G. Remove any strippable film immediately upon exposure to direct sunlight.
- H. Vapor retarder: The joints, perimeter, and all openings shall be sealed per the manufacturer's instructions to provide a continuous vapor retarder.

3.04 CLEANING

- A. Dispose of excess materials and debris from jobsite.
- B. Remove filings, grease, stains, marks, or excess sealants from wall panel system to prevent staining.
- C. Protect work from damage from other trades until final acceptance.

* Kynar® 500 is a registered trademark of Elf Atochem North America, Inc.
Hylar® 5000 is a registered trademark of Ausimont USA, Inc.